INSTRUCTIONS

C755/997

(1) OPEN

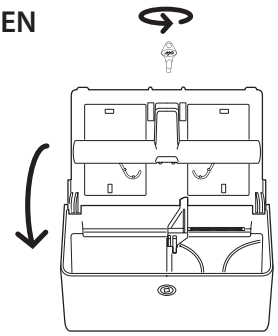

(2) FIX

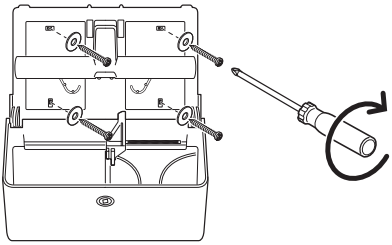

(3) INSERT ROLLS

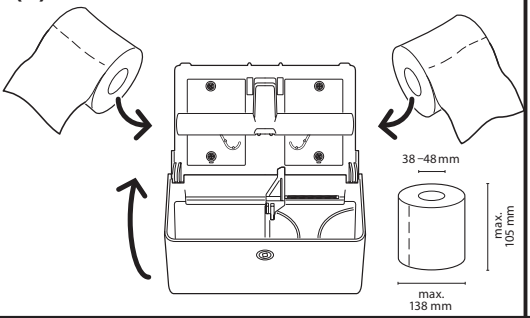

(4) CLOSE AND USE FIRST ROLL

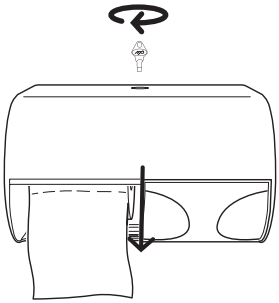

(5) SHIFT THE WINDOW WHEN THE FIRST ROLL IS FINISHED

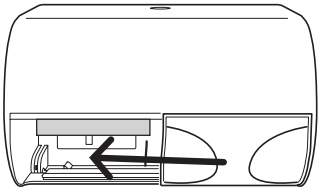

(6) USE SECOND ROLL

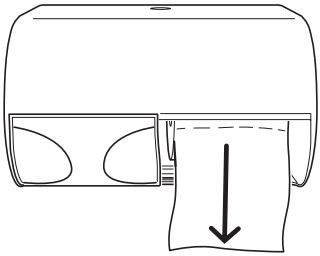

(7) OPEN THE DISPENSER WHEN THE SECOND ROLL IS FINISHED

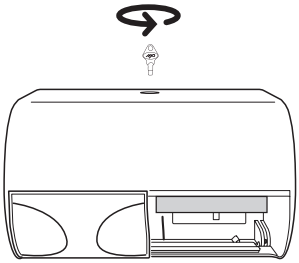

(8) WINDOW SHIFT AUTOMATICALLY

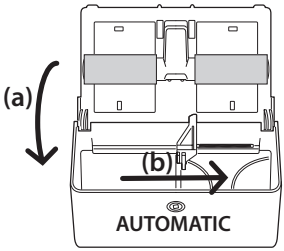

ISTRUZIONI

C755/997

(1) APRIRE

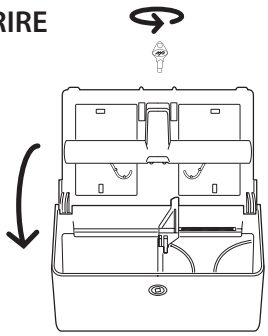

(2) FISSARE A PARETE

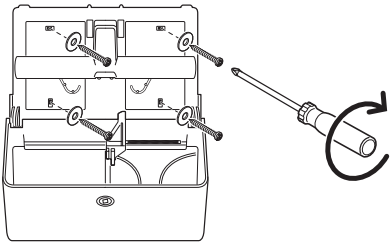

(3) INSERIRE I ROTOLI

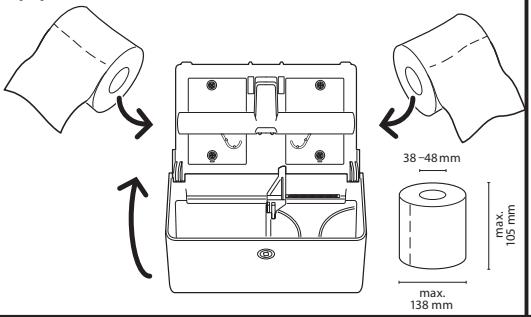

(4) CHIUDERE E USARE IL PRIMO ROTOLO

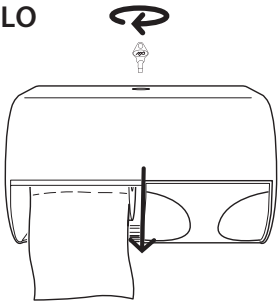

(5) QUANDO FINISCE IL PRIMO ROTOLO SPOSTARE LA FINESTRELLA

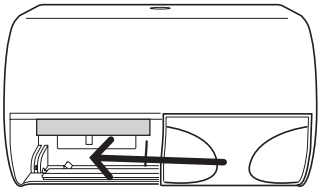

(6) USARE IL SECONDO ROTOLO

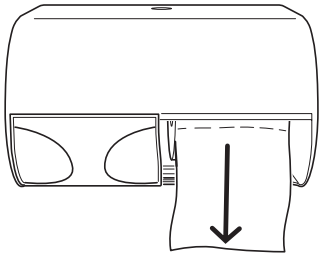

(7) APRIRE IL DISPENSER QUANDO FINISCE IL SECONDO ROTOLO

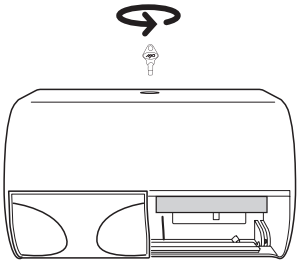

(8) LA FINESTRELLA TORNA AL SUO POSTO AUTOMATICAMENTE

