ISTRUZIONI MONTAGGIO DISPENSER CARTA ASCIUGAMANI PIEGATA
INSTALLATION INSTRUCTIONS FOR FOLDED PAPER DISPENSER

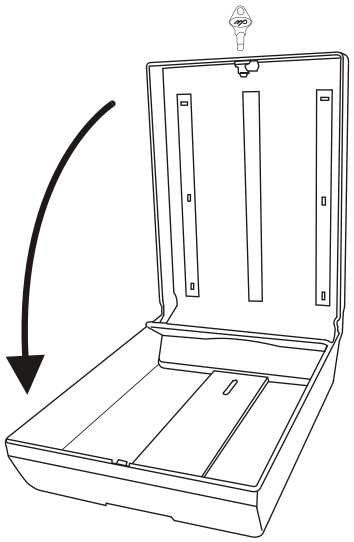

1) Aprire il dispenser con la chiave in dotazione.

Open the dispenser with the key

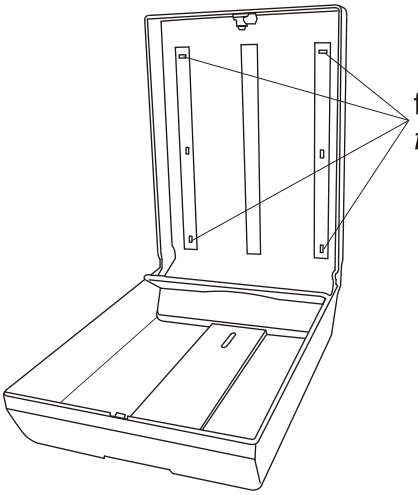

fori per fissaggio
fixing holes

2) Fissarlo alla parete con le viti in dotazione, utilizzando gli appositi fori.

F*ix it on the wall with the screws-kit, using the fixing holes.*

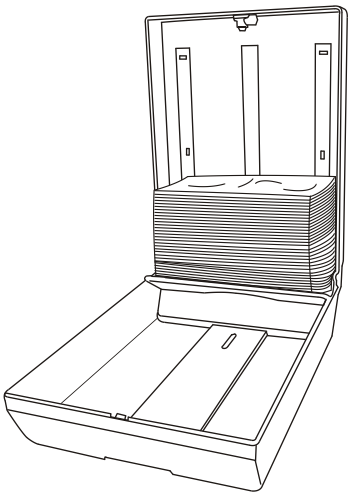

3) Posizionare la carta asciugamani piegata nel dispenser.

Put the folded paper into the dispenser



4) Chiudere il dispenser con la chiave.

Close the dispenser with the key.