INSTRUCTIONS

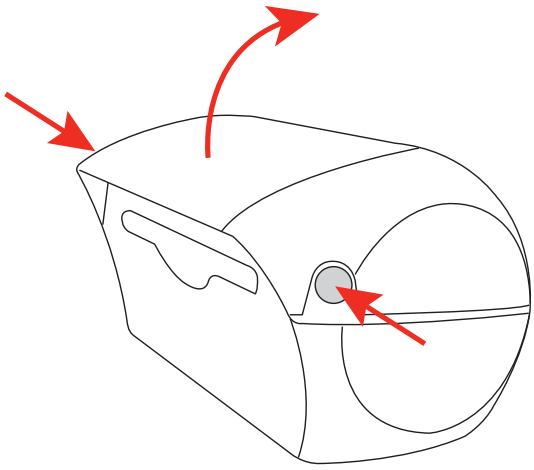

PREMERE I BOTTONI E APRIRE IL DISPENSER
PUSH BUTTONS AND OPEN THE DISPENSER

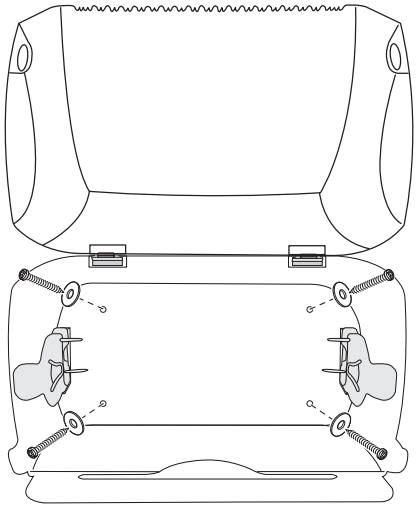

FISSARE IL DISPENSER ALLA PARETE CON LE VITI IN DOTAZIONE
FIX THE DISPENSER TO THE WALL WITH THE SCREWS PROVIDED

PAPER ROLL VERSION

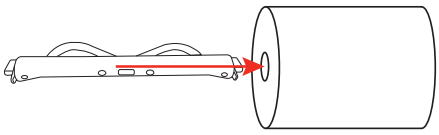

INSERIRE L'ASTA PORTAROTOLO
NEL ROTOLO DI CARTA ASCIUGAMANI
INSERT THE ROLL HOLDER
INTO THE HAND TOWEL ROLL

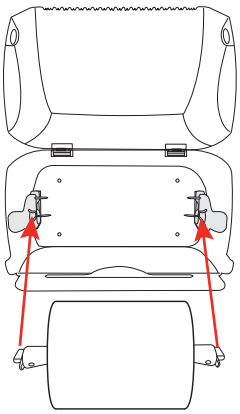

COLLOCARE L'ASTA PORTAROTOLO
NEGLI APPOSITI SUPPORTI
PLACE THE ROLL HOLDER INTO
THE SPECIFIC SUPPORTS

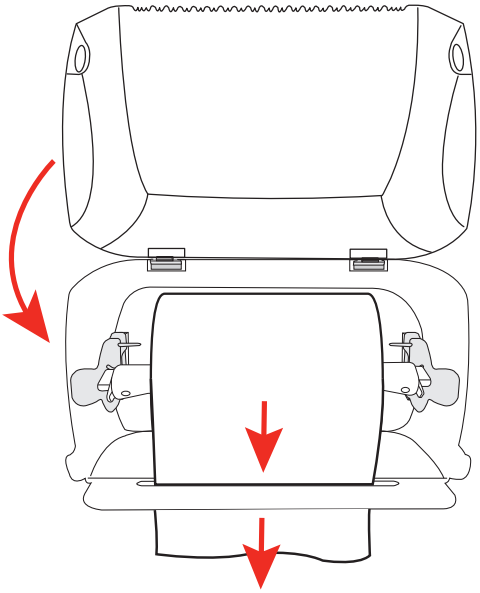

INSERIRE LA CARTA NELLA FESSURA DEDICATA E CHIUDERE IL DISPENSER
INSERT PAPER IN THE DEDICATED SLOT AND CLOSE THE DISPENSER

INTERFOLDED PAPER VERSION

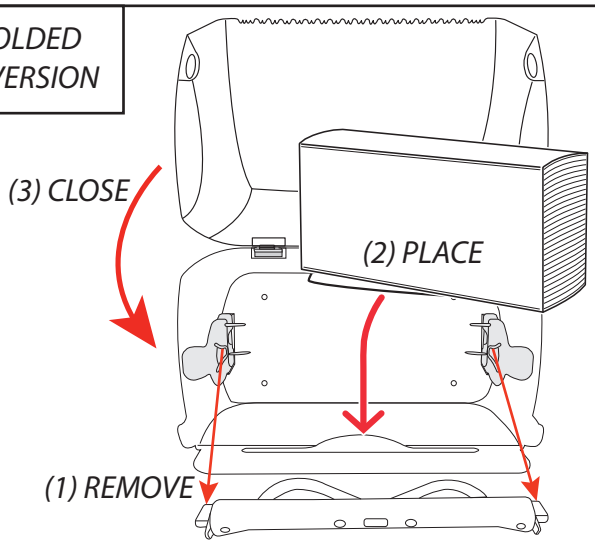

TOGLIERE L'ASTA PORTAROTOLO E SISTEMARE LA CARTA
ASCIUGAMANI INTERFOGLIATA SUL FONDO DEL DISPENSER.
REMOVE THE ROLL-HOLDER AND PLACE THE INTERFOLDED
PAPER ON THE BOTTOM OF THE DISPENSER.

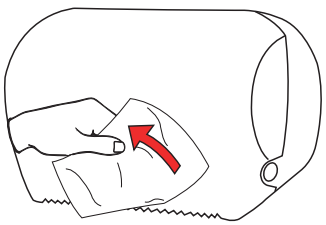

PAPER ROLL VERSION

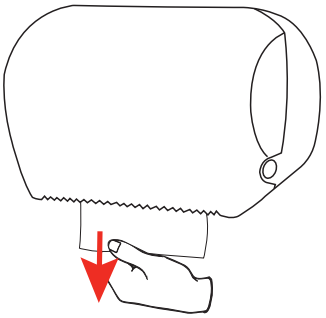

INTERFOLDED PAPER VERSION